

YOU CAN BE THE
FACE
OF CHANGE






Jeff Brown

Manager, Public Sector Giving
United Way of the National Capital Area



Nonprofits Value These Invitations

1. Donations
2. Volunteer Base
3. Build Awareness



The Event Process

How Does the CFC Invitation Works

- Establish a date/time
- Enter your event information in the system
- Invitations sent to nonprofits
- Charities RSVP
- You are provided the list of nonprofits
- Reach out to them and introduce yourself and provide additional details




What the Nonprofits Need

- POC name and contact information
- Cell phone # of the POC
- Arrival/Departure times
- Where is the point of entry
- Parking/Metro information




What the Nonprofits Need

- Parking requirements
- Personal information from attendee (SSN, DOB, etc.)
- Are animals allowed?
- Expected size of the audiences
- Theme




Your Event's Location

- Tuesday, Wednesday or Thursday
- Mornings: Catch people arriving
- Lunchtime: Near where there's a lot of foot traffic
- Invite executive leadership



Virtual Events

- Easy way to connect nonprofits with federal employees
- Great method to build campaign awareness
- Space out presenters
- Consider a presenter during departmental meetings




Preparing Our NonProfits to Attend Events

- Provide guidance on attending CFC events
- Make them aware of event rules
- No solicitation
- No collecting of names/addresses
- Only attend events that they are invited to
- Sharing table space
- Promote the CFC



Ideas

- Put the FUN in fundraising
- Football themed kickoff/tailgate
- Halloween
- Fall Festival
- Field Day (golf, basketball, cornhole, etc.)



Promotion

- Take advantage of the CFC Toolkit
- Signage
- Email templates



For all you do...

THANK YOU!